


**RPO for BESCOM, MESCOM, CESC, HESCOM & GESCOM from April 2017 to March-2018**  
**Excluding procurement from hydropower during FY-2018(Fifth Amendment) Regulations ,2018 Dtd 15.02.18**

Month	ESCOMS	Energy purchased	Energy purchased from other ESCOM	Total energy Purchased	RPO to be met	RPO to be met	NCE Energy Purchased (Non- Solar)		RPO Achived	Solar purchase Obligation to be met	Solar purchase Obligation to be met	Solar Energy Purchased	Solar Roof top Energy	Solar RPO Achived
					in %	in Units	PPA	APPC	in %	in %	in Units	in units	in Units	in %
		in units			in %	in Units	PPA	APPC	in %	in %	in Units	in units	in Units	in %
1st Quarter	BESCOM	7531296926	2921030	7534217956	12.0	904106155	785676046	0	10.43	2.75	207190994	180466046		2.395
	GESCOM	1535778682	6343550	1542122232	6.0	92527334	111384535	3396516	7.00	2.75	42408361	51464036		3.337
	HESCOM	3227835304	-261249575	2966585729	8.5	252159787	596067232	43198669	18.64	2.75	81581108	77523382		2.613
	MESCOM	1061752122	124983760	1186735882	12.0	142408306	116583732	0	9.82	2.75	32635237	33685826		2.839
	CESC	1107020784	127001235	1234022019	11.0	135742422	43366586	484740	3.47	2.75	33935606	45395997		3.679
2nd Quarter	BESCOM	6472087811	44846367	6516934178	12.0	782032101	1255451428	0	19.26	2.75	179215690	175796447		2.698
	GESCOM	1313672553	103926323	1417598876	6.0	85055933	193186153	4014376	13.34	2.75	38983969	48563255		3.426
	HESCOM	2952157786	-182515442	2769642343	8.5	235419599	839531637	46057967	28.65	2.75	76165164	84397855		3.047
	MESCOM	968048303	-61002384	907045919	12.0	108845510	258991918	0	28.55	2.75	24943763	31390948		3.461
	CESC	998818127	94745136	1093563264	11.0	120291959	198567065	4739958	17.72	2.75	30072990	42849691		3.918
3rd Quarter	BESCOM	7031668807	-28327178	7003341629	12.0	840400996	741173840	0	10.58	2.75	192591895	283045899		4.042
	GESCOM	1586359505	57527758	1643887264	6.0	98633236	164472403	858012	9.95	2.75	45206900	75270895		4.579
	HESCOM	3022291405	-240597322	2781694082	8.5	236443997	530644725	27029864	18.10	2.75	76496587	101457103		3.647
	MESCOM	1063553990	93671686	1157225676	12.0	138867081	134313163	0	11.61	2.75	31823706	46362263		4.006
	CESC	1217913378	117725056	1335638434	11.0	146920228	164731387	309492	12.31	2.75	36730057	58596528		4.387
4th Quarter	BESCOM	8383329469	-93139043	8290190427	12.0	994822851	706766114	0	8.53	2.75	227980237	508592878		6.135
	GESCOM	1994292146	-120600596	1873691550	6.0	112421493	209096150	1390330	11.09	2.75	51526518	161527822		8.621
	HESCOM	3620708149	-178238749	3442469400	8.5	292609899	601696807	21519014	16.85	2.75	94667909	181637804		5.276
	MESCOM	1277673440	201291873	1478965314	12.0	177475838	116563049	0	7.88	2.75	40671546	87436401		5.912
	CESC	1450184612	190686513	1640871125	11.0	180495824	126662693	241758	7.70	2.75	45123956	116994019		7.130
2017-18 (From April 2017 to March-2018)	BESCOM	29478399509	-73698823	29404700685	12.0	3528564082	3489067428	0	11.87	2.75	808629269	1147901270	60016496	4.108
	GESCOM	6437488940	47197037	6484685976	6.0	389081159	678139241	9659234	10.31	2.75	178328864	336826009	7386054	5.308
	HESCOM	12837821056	-862601089	11975219967	8.5	1017893697	2567940400	137805514	20.29	2.75	329318549	445016144	14828412	3.840
	MESCOM	4375790254	358944935	4734735188	12.0	568168223	626451863	0	13.231	2.75	130205218	198875437	4762399	4.301
	CESC	4778832957	530157940	5308990897	11.0	583988999	533327732	5775948	9.94	2.75	145997250	263836235	4896056	5.062


  
 Superintending Engineer(Ele.)  
 TBC, KPTCL, Bengaluru

**RPO for BESCOM, MESCOM, CESC, HESCOM & GESCOM for the quarter Apr- 18 to June-18 (Provisional)**  
**Excluding procurement from hydropower during FY-2018(Fifth Amendment) Regulations ,2018 Dtd 15.02.18**

Month	ESCOMS	Energy purchased	Energy purchased from other ESCOM	Total energy Purchased	RPO to be met	RPO to be met	NCE Energy Purchased (Non- Solar)		RPO Achived	Solar purchase Obligation to be met	Solar purchase Obligation to be met	Solar Energy Purchased	Solar RPO Achived
							PPA	APPC					
		in units			in %	in Units	PPA	APPC	in %	in %	in Units	in units	in %
April-18	BESCOM	3002344300	-40728953	2961615347	13	385009995	129043002		4.357	6	177696921	217815772.5	7.355
	GESCOM	605820467	-39646204	566174264	7	39632198	65804121		11.623	6	33970456	66337235	11.717
	HESCOM+H RECS	1028229859	-2464953	1025764905	9.5	97447666	115374630	7849201	10.482	6	61545894	99422342	9.693
	MESCOM	336839582	60212766	397052348	13	51616805	21072843		5.307	6	23823141	39024887	9.829
	CESC	476801418	22627344	499428762	12	59931451	13449992		2.693	6	29965726	50135617	10.039
May-18	BESCOM	2667717265	-93931666	2573785599	13	334592128	182785987		7.102	6	154427136	250028397	9.714
	GESCOM	558050391	2778778	560829169	7	39258042	94604443		16.869	6	33649750	72702672	12.963
	HESCOM+H RECS	947721555	87783932	1035505487	9.5	98373021	173205468	10285581	15.733	6	62130329	102116729	9.862
	MESCOM	289935140	39489883	329425023	13	42825253	21641946		6.570	6	19765501	39358878	11.948
	CESC	417641088	-36120928	381520160	12	45782419	12260544		3.214	6	22891210	66150296	17.339
June-18	BESCOM	2070221290	153228579	2223449869	13	289048483	413699939		18.606	6	133406992	226622589	10.192
	GESCOM	542955729	-71458442	471497287	7	33004810	211231082		44.800	6	28289837	64338289	13.646
	HESCOM+H RECS	851069106	-26103368	824965738	9.5	78371745	301821845	17515917	34.463	6	49497944	90573556	10.979
	MESCOM	260228587	-34614732	225613855	13	29329801	78886727		34.965	6	13536831	36250318	16.067
	CESC	334131744	-21052037	313079707	12	37569565	51196145		16.352	6	18784782	58035039	18.537
April -18 to June-18	BESCOM	7740282855	18567961	7758850816	13	1008650606	725528927	0	9.351	6	465531049	694466758	8.951
	GESCOM	1706826587	-108325868	1598500720	7	111895050	371639645	0	23.249	6	95910043	203378196	12.723
	HESCOM+H RECS	2827020520	59215611	2886236131	9.5	274192432	590401943	35650699	19.221	6	173174168	292112627	10.121
	MESCOM	887003310	65087917	952091227	13	123771860	121601515	0	12.772	6	57125474	114634082	12.040
	CESC	1228574250	-34545621	1194028629	12	143283435	76906680	0	6.441	6	71641718	174320952	14.599

Hydro energy	40594750
	178644602
	223657553
	190402208
	199899954
	28557671
	116699324
	156923983
	117557898
	114881734
	51954490
	117969373
	165262003
	104463296
	137987806
	121106912
	413313299
	545843540
	412423403
	452769494

Note: The above Provisional details are furnished due to the following reasons  
1. Energy details of South Western Railways for the month of June-18, yet to be furnished from SLDC.  
2. Escomwise infirm energy details needs to be furnished from concerned ESCOMs  
3. Solar Rooftop Energy details needs to be furnished from concerned ESCOMs  
The above details will be finalized in the coming Energy Balance meeting .

  
**Superintending Engineer(Ele.)**  
**TBC, KPTCL, Bengaluru**

**RPO for BESCO, MESCOM, CESC, HESCO & GESCOM for the quarter Jul-18 to Sep-18(Provisional)**  
**Excluding procurement from hydropower during FY-2018(Fifth Amendment) Regulations ,2018 Dtd 15.02.18**

Month	ESCOMS	Energy purchased	Energy purchased from other ESCOM	Total energy Purchased	RPO to be met	RPO to be met	NCE Energy Purchased (Non- Solar)		RPO Achieved	Solar purchase Obligation to be met	Solar purchase Obligation to be met	Solar Energy Purchased	Solar RPO Achieved
							PPA	APPC					
		in units			in %	in Units			in %	in %	in Units	in units	in %
July-18	BESCO	1960831378	274006060	2234837438	13.0	290528867	682076855		30.52	6	134090246	211681147	9.472
	GESCOM	584756281	-69601557	515154724	7.0	36060831	316691733		61.48	6	30909283	50925975	9.886
	HESCO+HR												
	ECS	931042641	-128649973	802392668	9.5	76227303	481750111	30784257	56.20	6	48143560	80045031	9.976
	MESCOM	280379610	-62931157	217448452	13.0	28268299	125951340		57.92	6	13046907	30668432	14.104
Aug-18	CESC	342551511	-12823373	329728138	12.0	39567377	96578754		29.29	6	19783688	53122665	16.111
	BESCO	1790772008	317595930	2108367937	13.0	274087832	738444399		35.02	6	126502076	216357772	10.262
	GESCOM	546091895	-80492106	465599789	7.0	32591985	314148311		67.47	6	27935987	57431036	12.335
	HESCO+HR												
	ECS	839750156	-114112510	725637646	9.5	68935576	465227340	28069614	60.24	6	43538259	80599183	11.107
Sep-18	MESCOM	268252982	-78294319	189958664	13.0	24694626	135238237		71.19	6	11397520	32647819	17.187
	CESC	318577825	-44696995	273880830	12.0	32865700	113494071		41.44	6	16432850	53237201	19.438
	BESCO	2399529387	28688271	2428217658	13.0	315668296	321133747		13.23	6	145693060	279112044	11.495
	GESCOM	523163970	17019869	540183839	7.0	37812869	149390977		27.66	6	32411030	71439548	13.225
	HESCO+HR												
Jul-18 to Sep-18	ECS	859633119	13027988	872661107	9.5	82902805	188161141	8542673	20.58	6	52359666	104813659	12.011
	MESCOM	255713690	-21947644	233766046	13.0	30389586	57204932		24.47	6	14025963	41685032	17.832
	CESC	381376190	-36788484	344587706	12.0	41350525	70287357		20.40	6	20675262	51246037	14.872
	BESCO	6151132773	620290261	6771423034	13.0	880284994	1741655000	0	25.72	6	406285382	707150963	10.443
	GESCOM	1654012146	-133073794	1520938352	7.0	106465685	780231022	0	51.30	6	91256301	179796559	11.821
Jul-18 to Sep-18	HESCO+HR												
	ECS	2630425915	-229734494	2400691421	9.5	228065685	1135138593	67396544	44.48	6	144041485	265457873	11.058
Jul-18 to Sep-18	MESCOM	804346282	-163173120	641173162	13.0	83352511	318394509	0	49.66	6	38470390	105001283	16.376
	CESC	1042505526	-94308853	948196673	12.0	113783601	280360182	0	29.57	6	56891800	157605903	16.622

Hydro energy	
133518880.8	
189227729.2	
206809947.3	
129199098.8	
198917409.9	
241791623.4	
311948680.6	
383250629.2	
184748681.3	
328329552.5	
86045179.8	
304798468.1	
348272795.9	
214631435.3	
258848236.9	
461355684	
805974878	
938333372	
528579215	
786095199	

Note: Note: The above Provisional details are furnished due to the following reasons  
1. Energy details of South Western Railways for the month of June-18, yet to be furnished from SLDC.  
2. Escomwise infirm energy details needs to be furnished from concerned ESCOMs  
3. Solar Rooftop Energy details needs to be furnished from concerned ESCOMs  
The above details will be finalized in the coming Energy Balance meeting .

*D. Anand*  
Superintending Engineer(Ele.) 3/12  
TBC, KPTCL, Bengaluru

**RPO for BESCOM, MESCOM, CESC, HESCOM & GESCOM from April 2017 to March-2018**  
**Excluding procurement from hydropower during FY-2018(Fifth Amendment) Regulations ,2018 Dtd 15.02.18**

Month	ESCOMS	Energy purchased	Energy purchased from other ESCOM	Total energy Purchased	RPO to be met	RPO to be met	NCE Energy Purchased (Non- Solar)		RPO Acheived	Solar purchase Obligation to be met	Solar purchase Obligation to be met	Solar Energy sold to MCF	Solar Energy Purchased	Solar Roof top Energy	Solar RPO Acheived
							in units	in %		in Units	PPA	APPC	in %	in %	in Units
2017-18 (From April 2017 to March-2018)	BESCOM	29478399509	-73698823	29404700685	12.0	3528564082	3433987428	0	11.68	2.75	808629269		1147901270	60016496	4.108
	GESCOM	6437488940	47197037	6484685976	6.0	389081159	678139241	9659234	10.31	2.75	178328864		336826009	7386054	5.308
	HESCOM	12837821056	-862601089	11975219967	8.5	1017893697	2567940400	137805514	20.29	2.75	329318549		445016144	14828412	3.840
	MESCOM	4375790254	358944935	4734735188	12.0	568168223	626451863	0	13.231	2.75	130205218	0	198875437	4762399	4.301
	CESC	4778832957	530157940	5308990897	11.0	624008999	533327732	5775948	9.94	2.75	145997250		263836235	4896056	5.062


11.754

**After Adjustments from excess Solar to Non Solar As per KERC (Procurement of Energy From Renewable sources) (Fifth Amendment) Regulations ,2018 Dtd 15.02.18**

ESCOMS	Deficit Non Solar RPO	Surplus Solar Energy	Non solar RPO Acheived	Solar RPO Acheived
BESCOM	94576654	399288498	12.00	3.79
GESCOM			10.31	5.31
HESCOM			20.29	3.84
MESCOM			13.23	4.30
CESC	90681267	122735042	12.25	2.75

Note:1. In CESC as per CESC Tariff order-2018,. 40020000 units has to be carried forward for FY-17.Hence total NON-SOLAR RPO Obligation to be met will be 624008999 and Non-solar Energy for April.17 & May.17 to an extent of 27.41 MU has been set off against Non-Solar Obligation of FY17 .

2. In BESCOM as per BESCOM Tariff order-2018,. 55080000 units has to be set off against Non-Solar Obligation of FY17.

  
 Anand K. K. 3/12  
 Superintending Engineer(Ele.)  
 TBC, KPTCL, Bengaluru